

SEAL TOOLS

SEAL & PINION PULLERS




DIAGRAM NO	AS REF	DESCRIPTION
1	AS14174	Puller wing nut, 5/16-18"
2	AS14175	5/16", thrust washer
3B	AS14177	Inner threaded rod, 16"
3C	AS14178	Inner threaded rod, 21"
4	AS14179	5/64" x 3/4", spring pin
5	AS14180	Clamp assembly, 5/8"-11
6	AS14181	5/8", hardened thrust washer
7	AS14182	Wheel plate
9B	AS14184	Threaded rod, 11"
9C	AS14185	Threaded rod, 16"
10	AS12816	Puller fingers
11	AS14187	Aluminium puller shield
12	AS14188	1" puller spreader, Ford Explorer
13	AS14186	3/4" puller spreader
76B	AS14189	Seal puller complete, 17"
76C	AS12556	Seal puller complete, 22"
14	AS14191	Puller frame
17	AS14194	Puller base
A210	AS14199	Audi, main seal remover, requires handle no 21 for use

SEAL SAVERS

SEAL TOOLS



DIAGRAM NO	AS REF	DESCRIPTION
25	AS14200	Pinion seal bullet, 0.800" O/D
26	AS14201	Pinion seal bullet, 0.865" O/D
32	AS14202	Inner seal sleeve, 1.125" I/D
33	AS14203	Inner seal starter plug, 1.125" O/D
56	AS14205	TRW, Escort, CAM, VW type inner seal tube sleeve, 0.875" I/D
57	AS14206	Bulkhead seal bullet, 0.904" O/D
63	AS14207	Inner seal sleeve, 0.985" I/D
64	AS14208	Inner seal starter plug, 0.985" O/D
72	AS14209	Bulkhead seal bullet, 0.985" O/D
A230	AS14210	Audi, bullet tool
78	AS14211	Early J car, bullet tool
102	AS14212	Late J car, bullet tool
110	AS14213	Late Ford, GM, BMW main casting seal tube sleeve, 0.982" I/D
111	AS14214	Ford Escort, Tempo main casting seal tube sleeve, 0.908" I/D
112	AS14215	Peugeot, Winnebago main casting seal tube sleeve

TEFLON RING RESIZERS

SEAL TOOLS



DIAGRAM NO	AS REF	DESCRIPTION
37	AS14244	TRW, CAM and Ford piston, 1.495" I/D
38	AS14245	Cast iron Ford pinion and piston, 1.625" I/D
39	AS14246	Ford pinion, 1.515" I/D
40	AS14247	Ford , TRW, CAM piston, 1.625" I/D
58	AS14248	GM Saginaw piston, 1.682" I/D
60	AS14250	Chrysler, GM Saginaw piston, 1.570" I/D
61	AS14251	Saginaw pinion, 1.470" I/D
62	AS14252	TRW, CAM small bore pinion, 1.180" I/D
113	AS15899	Dodge Ram, Durango, Jeep Liberty, 1997on - see picture no 37
114	AS15900	Saginaw Magnasteer - see picture no 59
115	AS15901	Chrysler LHD - see picture no 62
116	AS15902	Silverado - see picture no 60
117	AS15903	Toyota, Lexus - see picture no 37
123	AS16109	Envoy power piston

SEAL TOOLS

BULKHEAD TOOLS




DIAGRAM NO	AS REF	DESCRIPTION
44	AS14261	TRW, CAM wire stay bulkhead tool
91	AS14262	Early CI Ford bulkhead tool, screw type
104	AS14263	Late Ford bulkhead tool, screw type
105	AS14264	Chrysler LH bulkhead tool
N200	AS14265	Nissan bulkhead tool
T200	AS16112	Camry, Avalon, Lexus, Corolla, 1984-88, bulkhead tool
T210	AS14266	Toyota bulkhead tool
T220	AS14267	Toyota bulkhead tool
T230	AS14268	Toyota bulkhead tool
118	AS15904	Dodge Ram, Durango, Jeep Liberty, 1997 on - see picture no 104
124	AS16113	No Longer Available

SEAL INSTALERS

SEAL TOOLS



DIAGRAM NO	AS REF	DESCRIPTION
50	AS14218	Seal installer, 0.940" I/D - requires handle, item no 21
69	AS14219	Seal installer, 0.980" I/D - requires handle, item no 21
71	AS14221	Seal installer, 1.200" I/D - requires handle, item no 21
82	AS14222	Saginaw lower seal installer, 0.930" I/D
83	AS14223	Saginaw lower seal installer, 1.010" I/D
84	AS14224	TRW, lower seal installer, 0.880" I/D
85	AS14225	Ford, lower seal installer, 0.945" I/D
86	AS14226	Ford, lower seal installer, 1.080" I/D
80	AS14227	Inner seal installer, Ford, Chrysler, 0.830" I/D
81	AS14228	Inner seal installer, Ford, Chrysler 0.930" I/D
106	AS14230	Ford lower seal installer, 0.960" I/D
107	AS14231	Saginaw outer seal installer
108	AS14232	Chrysler, 1994-97, LH, inner seal installer
ZF220	AS14239	ZF, outer seal installer, 0.820" I/D - requires handle, item no 21
ZF230	AS14240	ZF, outer seal installer, 0.965" I/D - requires handle, item no 21
A100	AS14241	Audi, 1978-83, inner seal installer - requires handle, item no 21
A220	AS14242	Audi, 1984 on, inner seal installer - requires handle, item no 21
21	AS14243	15" handle
119	AS15905	Nissan, ZF, main casting seal installer - replaces AS14233, AS14237
120	AS15906	Nissan, ZF, main seal installer replaces AS14234, 5, 6, 8
121	AS15907	Toyota, Lexus, upper pinion seal installer, 19mm I/D
122	AS15908	ZF, upper pinion seal installer, 20mm I/D
20	AS16110	6" handle for pinion seal & bulkhead seal installer
124	AS16111	2 piece main seal installer

SEAL TOOLS

PINION BEARING TOOLS




DIAGRAM NO	AS REF	DESCRIPTION
N100	AS14254	Upper pinion tool, large valve Nissan nut
N110	AS14255	Upper pinion tool, large valve Nissan socket
88	AS14256	Lower pinion tool, Renault, VW
89	AS14257	Lower pinion tool, Ford, VW, TRW
90	AS14258	Lower pinion tool, Saginaw
T100	AS14259	Pinion nut tool, 1.25", Toyota, Lexus
T110	AS14260	Pinion nut tool, 1.43", Toyota, Lexus




DIAGRAM NO	AS REF	DESCRIPTION
22	AS14284	Seal pick
24	AS14285	Extractor for roll pined locked tie rods
27	AS14286	Dust seal installer
94	AS14287	No Longer Available
95	AS14288	Base plate for removal of Ford mounting bush
96	AS14289	Driver for removal of Ford mounting bush
97	AS14290	Boot clamp pliers
N400	AS14291	Nissan casting tool, 50mm
N410	AS14292	Nissan casting tool, 55mm

JAM NUT TOOLS

SEAL TOOLS



DIAGRAM NO	AS REF	DESCRIPTION
45	AS14269	Rack jam nut tool, cast iron, Ford
47	AS14270	Rack jam nut tool, 7/8"
53	AS14271	Lock wrench nut, 1 9/16"
54	AS14272	Lock wrench nut, 2"
67	AS14273	Rack jam nut tool, 3/4"
73	AS14274	Lock nut wrench, 1 3/4"
74	AS14275	Lock nut wrench, 1 7/8"
75	AS14276	Lock nut wrench, 1 15/16"
92	AS14277	Rack jam nut tool, 5/8"
V100	AS14278	Volvo jam nut tool
93	AS14279	Volvo, Chrysler jam nut tool, 1.110"
98	AS14280	Lock nut wrench, 43mm
99	AS14281	TRW, CAM square jam nut tool, 0.935"
101	AS14282	TRW, CAM, Nissan, jam nut tool, 1.035"